

# LKG 911 COMMUNITY TASK FORCE



www.lkgtaskforce.org

Our mission is to educate the public in order to save lives and aid in improving 911 operations in the five counties surrounding Lake Gaston.

## There are 3 KEY POINTS we want to share to help save lives:

1. **Calling 911 from your cell phones may not accurately reflect your location. We have resources for you in case your 911 call gets misdirected.**
2. **First Responders can't help you if they can't find you! Place reflective house numbers at the driveway to ensure Emergency personnel find you.**
3. **You are the HELP until help arrives. Sign up today for First Aid, CPR training.**

### The Challenges of Using Cell Phones for Emergencies

When you call 911 using your cell phone your exact location may not be identified. Check with your cell phone provider to ensure the correct physical location for your phone number. Additionally, cell towers may not connect your call to the correct county. The 911 Telecommunicator must quickly ascertain which county will respond.

### The Challenges of Emergency Responders Finding You

**PANICKED CALLERS** are often visitors, renters, children or neighbors and may not know your complete address, including street, city, state, county or subdivision.

**VISIBLE HOUSE ADDRESSES** that are reflective house numbers at the driveway. Numbers should be 3-4 inches high and placed on both sides of your mailbox or on a signpost next to your driveway. They should be placed 4 to 7 feet off the ground for headlights to hit at night. Check out the Additional Resource Sheet to order these signs.

**COMPLETE THE 911 HELP CARD.** 2 cards are contained in this 911 Packet. . Fill these out and post one in a predominant location in your home and the other on a brightly colored card on your dock or garage. Make sure you write in your complete address, county, city, state, and subdivision to expedite the county 911 center's ability to get you help quickly.

### You Are the HELP Until HELP Arrives

The LKG 911 Community Task Force Medical Group is offering a 2-hour Medical Workshop covering CPR, AEDs, and Basic First Aid. It will provide you with the skills needed to help in an emergency until First Responders arrive. If you would like to register for this workshop, send us an email at: [medical@lkgtaskforce.org](mailto:medical@lkgtaskforce.org). Certified training can be provided by contacting your local Fire and Rescue Department or visit Red Cross online. If you are interested in us coming and doing a presentation to your group or organization of 10 or more, send us an email at: [Communications@taskforce.org](mailto:Communications@taskforce.org)

# LKG 911 TASK FORCE ADDITIONAL RESOURCES



www.lkgtaskforce.org

## ★ Reflective House Numbers (Mailbox or Entrance Post)

### Purchase online:

SafetySign.com (4" Reflective Numbers, Hardware and Plaque)

Amazon.com (4" Reflective Numbers, Hardware and Plaque)

### Purchase locally:

Butch Garnett – 434-313-9314 ( 4" Reflective Numbers and Plaque)  
(proceeds donated back to Task Force)

Church Hill/Five Forks VFD Auxiliary Nancy Beyer – 252-257-3202  
(3" Reflective Numbers and Plaque)

Warren County Junior Firefighters Fire Explorer Post #672 Chris Pegram  
252-213-0393 (4" Reflective Numbers and Plaque)



## ★ Flashing Emergency Lights

Ace Hardware – Smart bulb for emergency  
Amazon - Flashing strobe

## AEDs Automatic External Defibrillator

Consider Battery Life/ Climate Controlled Outdoor Box  
Adult or Pediatric Rescue Function

## ★ Complete the 911 Help Cards

There are two 911 Help Cards in your LKG 911 Packet. Fill these out and post one in a predominant location in your home and the other on a brightly colored card on your dock or garage. Make sure you write in your complete address, county, city, state, and subdivision to expedite the county 911 center's ability to get you help quickly.

## ★ How Can You Help?

- ★ **DONATE:** We are a 501c3 nonprofit organization. Send your tax-deductible donation to: LKG 911 Community Task Force, P.O. Box 304, Henrico, NC 27842 or donate online at our website:

<https://LKGtaskforce.org/>



- ★ **GIFT BASKETS:** You may also contribute by ordering from our 911 Appreciation Gift List (Amazon). Just hold your phone's camera over the QR code for the outreach gift registry. and click on 'Go to Link". Then add items to your cart and proceed to checkout. **Be sure you choose "LKG 911 Community Task Force's Gift Registry Address" for the shipping address.** These items are sent directly to the Task Force and are used in our gift baskets which go to our area dispatchers, EMS, firefighters, and law enforcement personnel.

- ★ **VOLUNTEER:** You can also help by volunteering. Send us an email with your contact information (email, phone, etc.) at [volunteer@lkgtaskforce.org](mailto:volunteer@lkgtaskforce.org) and we'll contact you.

If you would like us to attend your event, provide a presentation to your group or need packets for your organization send us an email us at [communications@lkgtaskforce.org](mailto:communications@lkgtaskforce.org)  
Check out our Facebook page at LKG 911 Community Task Force or our website at [www.lkgtaskforce.org](http://www.lkgtaskforce.org)




///joggers.scowl.fizzle  
LAKE GASTON, USA



# Tell 911 exactly where help is needed with what3words

what3words is an easy way to give an exact location when no street address exists. Every 10ft square in the world has been given a unique combination of three words. To give a what3words address in an emergency:

1. Open the free what3words app.
2. Wait for the blue GPS dot to stabilize, then tap the current location icon .
3. Read the three words to the 911 Telecommunicator.



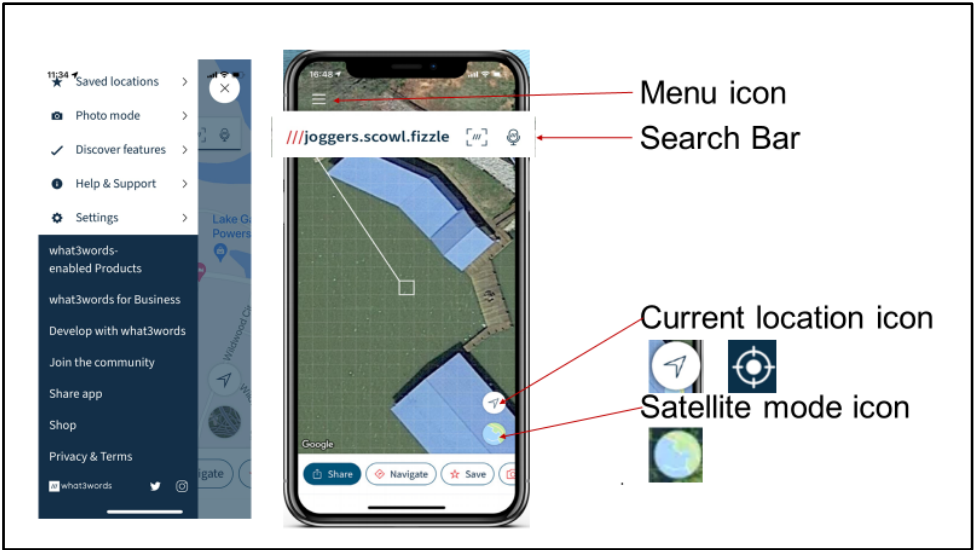
**COMMUNITY TASK FORCE**  
*Raising Awareness to Save Lives*  
www.lkgtaskforce.org

# How to use the **///what3words** free phone app.

Three important things to know about this free app are:


1. How to **Find** your current location.
2. How to **Share** your location and
3. How to use the **Menu** to practice these and other skills.

## Menu View:      Screen View:





**FIND YOUR CURRENT LOCATION:** Refer to instructions on the front of this what3words card.

### SHARE A WHAT3WORDS LOCATION:

Share a location by reading the w3w address over the phone or by tapping  **Share** and choosing an app from the options on your phone, such as text message, email, Facebook, etc. The recipient doesn't need the what3words app to find the w3w address. The address will be sent as a link. When the recipient taps on the link it will open in their browser at what3words.com.

### USE THE WHAT3WORDS MENU:

Practice these and other w3w features by tapping the menu icon  and choose  Discover features.